


Sharpak XL locking instructions


To lock the Sharpak XL container prior to disposal, follow the instructions below

1




When ready for disposal the slide lid should be fully closed

2




To lock, fully depress the button with thumb

3



Ensure that the button is fully depressed and that the lid is securely locked

4



The container is then ready for disposal



Patented and trademarked by Nolato.

For details regarding Sharpak distributors and worldwide availability, please contact:

Tel +44 2392 314711 Fax +44 2392 380314 www.sharpaks.com

