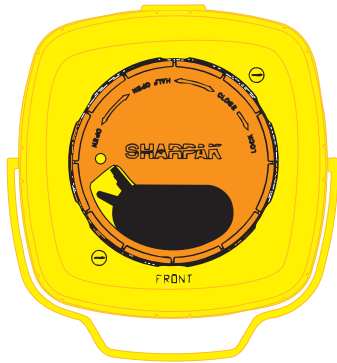


Sharpak 60 PLUS, 120 PLUS and 220 PLUS closing procedure

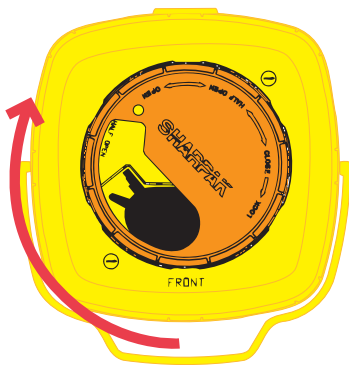
Follow steps 1 to 4 for safe closing and final locking of the container

1



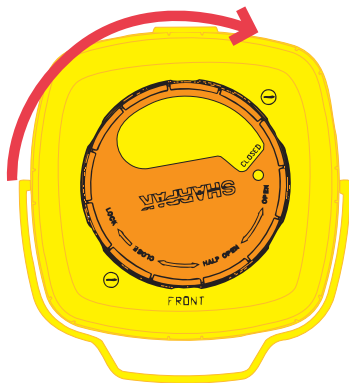
Open

2



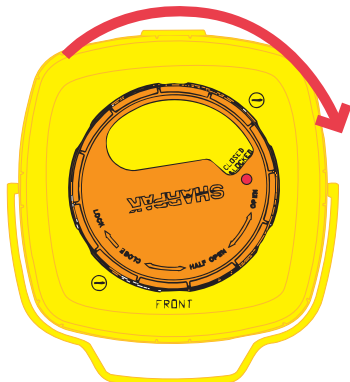
Half open

3



1st click closed

4



2nd click
fully locked



VisiLOCK[™]
PATENTED
locking button



For details regarding Sharpak distributors and worldwide availability, please contact:

Tel +44 2392 314711 Fax +44 2392 380314 www.sharpaks.com

